

Big Ideas Online Information


To sign into your class and to download the online textbook:

1. Go to Website: <https://www.bigideasmath.com/BIM/login>
2. Click on "New to Big Ideas Math?" link under where it says Password
3. Enter your class Access Code: 85HR-T4AE-AKZD
4. Follow the instructions for signing up.
 - Write down the password you have chosen in your journal.
 - Use your 6 digit student number that begins with a "7" as your student ID.
 - Write down the username provided as you will have to use it to log back in..
5. Log back in with the username they gave you and use the password you used when signing into google classroom.
6. You will then see many tiles. The textbook can be found by clicking on "student dynamic eBook" or to **download** the textbook use "download eBook".
7. Under "APPS" you will find math videos and worked out solutions.

At the top of this page, there are 3 menu items

- Resources--where all the tiles are
- Assignments--where you will find online assignments
- Reports--where you will find your results of completed online assignments

Completing Assignments online:

1. Under "Assignments" tile, you will click on "enter" (with pencil icon) then click "start".
2. Write the number of the problem (blue number on left side) on you paper. Copy problem & SHOW WORK!
3. Enter your answer AND check your answer ("Check Answer"). If it's wrong, click "need help".
4. Click arrow on right side to go to next problem.
5. When done, under your name click on "**save**" and then "**submit**".
 - The waffle  will show you what problems you have completed.
 - Under your name "save" your work periodically.

Big Ideas Online Information

3^o

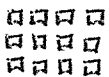
To sign into your class and to download the online textbook:

1. Go to Website: <https://www.bigideasmath.com/BIM/login>
2. Click on "New to Big Ideas Math?" link under where it says Password
3. Enter your class Access Code: ED4H-8T3E-SJBP
4. Follow the instructions for signing up.
 - Write down the password you have chosen in your journal.
 - Use your 6 digit student number that begins with a "7" as your student ID.
 - Write down the username provided as you will have to use it to log back in..
5. Log back in with the username they gave you and use the password you used when signing into google classroom.
6. You will then see many tiles. The textbook can be found by clicking on "student dynamic eBook" or to **download** the textbook use "download eBook".
7. Under "APPS" you will find math videos and worked out solutions.

At the top of this page, there are 3 menu items

- Resources--where all the tiles are
- Assignments--where you will find online assignments
- Reports--where you will find your results of completed online assignments

Completing Assignments online:

1. Under "Assignments" tile, you will click on "enter" (with pencil icon) then click "start".
2. Write the number of the problem (blue number on left side) on you paper. Copy problem & SHOW WORK!
3. Enter your answer AND check your answer ("Check Answer"). If it's wrong, click "need help".
4. Click arrow on right side to go to next problem.
5. When done, under your name click on "**save**" and then "**submit**".
 - The waffle  will show you what problems you have completed.
 - Under your name "save" your work periodically.

40

Big Ideas Online Information

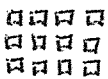
To sign into your class and to download the online textbook:

1. Go to Website: <https://www.bigideasmath.com/BIM/login>
2. Click on "New to Big Ideas Math?" link under where it says Password
3. Enter your class Access Code: T3BG-ZESE-7E2P
4. Follow the instructions for signing up.
 - Write down the password you have chosen in your journal.
 - Use your 6 digit student number that begins with a "7" as your student ID.
 - Write down the username provided as you will have to use it to log back in..
5. Log back in with the username they gave you and use the password you used when signing into google classroom.
6. You will then see many tiles. The textbook can be found by clicking on "student dynamic eBook" or to **download** the textbook use "download eBook".
7. Under "APPS" you will find math videos and worked out solutions.

At the top of this page, there are 3 menu items

- Resources--where all the tiles are
- Assignments--where you will find online assignments
- Reports--where you will find your results of completed online assignments

Completing Assignments online:

1. Under "Assignments" tile, you will click on "enter" (with pencil icon) then click "start".
2. Write the number of the problem (blue number on left side) on you paper. Copy problem & SHOW WORK!
3. Enter your answer AND check your answer ("Check Answer"). If it's wrong, click "need help".
4. Click arrow on right side to go to next problem.
5. When done, under your name click on "**save**" and then "**submit**".
 - The waffle  will show you what problems you have completed.
 - Under your name "save" your work periodically.

5⁰

Big Ideas Online Information

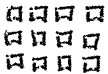
To sign into your class and to download the online textbook:

1. Go to Website: <https://www.bigideasmath.com/BIM/login>
2. Click on "New to Big Ideas Math?" link under where it says Password
3. Enter your class Access Code: MP34-N3ZJ-NYSM
4. Follow the instructions for signing up.
 - Write down the password you have chosen in your journal.
 - Use your 6 digit student number that begins with a "7" as your student ID.
 - Write down the username provided as you will have to use it to log back in..
5. Log back in with the username they gave you and use the password you used when signing into google classroom.
6. You will then see many tiles. The textbook can be found by clicking on "student dynamic eBook" or to **download** the textbook use "download eBook".
7. Under "APPS" you will find math videos and worked out solutions.

At the top of this page, there are 3 menu items

- Resources--where all the tiles are
- Assignments--where you will find online assignments
- Reports--where you will find your results of completed online assignments

Completing Assignments online:

1. Under "Assignments" tile, you will click on "enter" (with pencil icon) then click "start".
2. Write the number of the problem (blue number on left side) on you paper. Copy problem & SHOW WORK!
3. Enter your answer AND check your answer ("Check Answer"). If it's wrong, click "need help".
4. Click arrow on right side to go to next problem.
5. When done, under your name click on "**save**" and then "**submit**".
 - The waffle  will show you what problems you have completed.
 - Under your name "save" your work periodically.

6^o

Big Ideas Online Information


To sign into your class and to download the online textbook:

1. Go to Website: <https://www.bigideasmath.com/BIM/login>
2. Click on "New to Big Ideas Math?" link under where it says Password
3. Enter your class Access Code: HEBZ-KJM7-7AHT
4. Follow the instructions for signing up.
 - Write down the password you have chosen in your journal.
 - Use your 6 digit student number that begins with a "7" as your student ID.
 - Write down the username provided as you will have to use it to log back in..
5. Log back in with the username they gave you and use the password you used when signing into google classroom.
6. You will then see many tiles. The textbook can be found by clicking on "student dynamic eBook" or to **download** the textbook use "download eBook".
7. Under "APPS" you will find math videos and worked out solutions.

At the top of this page, there are 3 menu items

- Resources--where all the tiles are
- Assignments--where you will find online assignments
- Reports--where you will find your results of completed online assignments

Completing Assignments online:

1. Under "Assignments" tile, you will click on "enter" (with pencil icon) then click "start".
2. Write the number of the problem (blue number on left side) on you paper. Copy problem & SHOW WORK!
3. Enter your answer AND check your answer ("Check Answer"). If it's wrong, click "need help".
4. Click arrow on right side to go to next problem.
5. When done, under your name click on "**save**" and then "**submit**".
 - The waffle  will show you what problems you have completed.
 - Under your name "save" your work periodically.

7°

Big Ideas Online Information

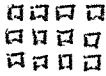
To sign into your class and to download the online textbook:

1. Go to Website: <https://www.bigideasmath.com/BIM/login>
2. Click on "New to Big Ideas Math?" link under where it says Password
3. Enter your class Access Code: 42 GD-84RG-EKYE
4. Follow the instructions for signing up.
 - Write down the password you have chosen in your journal.
 - Use your 6 digit student number that begins with a "7" as your student ID.
 - Write down the username provided as you will have to use it to log back in..
5. Log back in with the username they gave you and use the password you used when signing into google classroom.
6. You will then see many tiles. The textbook can be found by clicking on "student dynamic eBook" or to **download** the textbook use "download eBook".
7. Under "APPS" you will find math videos and worked out solutions.

At the top of this page, there are 3 menu items

- Resources--where all the tiles are
- Assignments--where you will find online assignments
- Reports--where you will find your results of completed online assignments

Completing Assignments online:

1. Under "Assignments" tile, you will click on "enter" (with pencil icon) then click "start".
2. Write the number of the problem (blue number on left side) on you paper. Copy problem & SHOW WORK!
3. Enter your answer AND check your answer ("Check Answer"). If it's wrong, click "need help".
4. Click arrow on right side to go to next problem.
5. When done, under your name click on "**save**" and then "**submit**".
 - The waffle  will show you what problems you have completed.
 - Under your name "save" your work periodically.